








Light Truck Series – Regular Transport

# GAR859



- Long Operating Life • Durable & Damage Resistant
- Irregular Wear Resistant



Features	Advantages	Benefits
 Special wear resistant compound  Optimal rib ratio and tread pattern rigidity	Promotes excellent wear resistant performance  Equalizes distribution of tire contact surface pressure, preventing tire from irregular wear	<b>Delivers longer mileage</b>
 Enhanced bead filler design  Enhanced shoulder design and zig-zag longitudinal groove	Minimizes flexing, movement, and damage of bead area, improving tire load capability  Provides effective heat dissipation and better damage resistance in various road conditions	
 Unique large groove wall design	Effectively prevents groove and casing from stone penetration	

Size	PR	Load Index	Speed Rating	Standard Rim	Maximum Load		Maximum Pressure		Tread Depth (mm)	Outer Diameter (mm)	Section width (mm)	TL/TT
					kg	lbs	kPa	psi				
6.50R16 LT	12PR	110/105	L	5.50F	1060/925	2335/2040	670/670	97/97	11.0	750	185	TT
7.00R16 LT	14PR	118/114	L	5.50F	1320/1180	2910/2600	770/770	110/110	11	775	200	TL/TT
7.50R16 LT	14PR	122/118	L	6.00G	1500/1320	3305/2910	770/770	110/110	14.5	805	215	TT
8.25R16 LT	16PR	128/124	M	6.50H	1800/1600	3970/3530	770/770	110/110	14.5	855	235	TT

TT Tube Type Tire TL Tubeless Tire