

Light Truck Series – Regular Transport

GAR850








Commercial Light Truck, All position



Regional

- **Longer Mileage** • **Excellent Traction**
- **Durable Casing** • **Wet Grip Performance**



Features	Advantages	Benefits
 <p>Giti specially formulated tread compound</p>	Improved wear resistance of tread	Delivers longer mileage
 <p>Advanced Equal Force Casing technology</p>	Uniform force distribution enables optimal tire footprint at various loads level thus result in regular tread wear	
 <p>Inter-dependant pattern block in center and continuous pattern block on shoulder</p>	Restrict excessive block movement, effectively reducing abnormal wear	
 <p>Multiple edge concept pattern block and sipe design</p>	Delivers excellent traction and wet grip performance	Better traction, braking and safety
 <p>Retread</p> <p>Tire casing designed for retreadability</p>	Higher retreadable capabilities	Extended tire life

Size	PR	Load Index	Speed Rating	Standard Rim	Maximum Load		Maximum Pressure		Tread Depth (mm)	Outer Diameter (mm)	Section width (mm)	TL/TT
					kg	lbs	kPa	psi				
225/80R17.5	14PR	123/122	L	6.75	1550/1500	3415/3305	700/700	102/102	13.5	805	226	TL
245/70R19.5	16PR	136/134	J	7.50	2240/2120	4940/4675	850/850	123/123	14	839	248	TL

TL Tubeless Tire